



F18WCWP

F18WCWP

31.5" (80cm) Deep Self-Contained Refrigerated Work Tables

Project _____
Item _____
Quantity _____
CSI Section 11400
Approved _____
Date _____

Models

- | | | | |
|------------|-----------------------------|------------|-----------------------------|
| • F18WC44P | 44" Refrigerated Work Table | • F18WC68P | 68" Refrigerated Work Table |
| • F18WC48P | 48" Refrigerated Work Table | • F18WC87P | 87" Refrigerated Work Table |
| • F18WC60P | 60" Refrigerated Work Table | • F18WC95P | 95" Refrigerated Work Table |



F18WC44P

Standard Features

- Standard heavy duty units have unfinished ends
- Heavy duty stainless steel top construction
- Stainless steel refrigerated base interior back and bottom
- High density foamed in place environmentally friendly, Kyoto Protocol Compliant, Non ODP (Ozone Depletion Potential), Non GWP (Global Warming Potential) polyurethane insulation keeps energy costs low
- Base fronts are made of ABS plastic backed by rigid polyurethane injection molded frames
- One epoxy coated shelf for each door
- Snap-in dart style vinyl magnetic gasket
- Recessed black plastic handles held in with a positive lock system
- Heavy duty leg rails that run the entire length of the unit
- Electronic control
- 6.12" adjustable full stainless steel legs and bullet feet
- 8' cord and plug supplied
- 36" standard work height
- Environmentally friendly R290 refrigerant
- Interior cabinet is cooled with mullion style evaporator blower coils (coated) mounted between each door/drawer section for very

- even air and temperature control
- Interior refrigerator will maintain 36° to 40° temperatures at 100° ambient room temperature meeting NSF requirements
- One year parts and 90 day labor standard warranty.

Options & Accessories

- Stainless steel end
 - Stainless steel back
 - Laminate facing (full front)
 - Laminate end
 - Laminate back
 - Cutting board
 - Tray rack
 - Drawers in lieu of one door
 - Locks
 - Fixed and adjustable height casters
 - 220V/50 cycle*
 - Available in R404a refrigerant (contact factory)
 - Remote refrigeration (contact factory)
 - Celsius readout for electronic control
 - Temp control viewing lens on mechanical housing
- * Inclusion of this option will alter the electrical specifications of the unit

Specifications

Exterior top is constructed of one-piece stainless steel, with integral 2.12" (5.4cm) high square nosing at the front, and 4" (10.2cm) high by 2" (5.1cm) deep backsplash at the rear. Top is insulated with 2" (5.1cm) of high-density foamed in place environmentally friendly, Kyoto Protocol Compliant, Non ODP (Ozone Depletion Potential), Non GWP (Global Warming Potential) polyurethane.

Exterior back and bottom are galvanized steel. Exterior ends are galvanized steel.

Base interior has stainless steel back and bottom. Interior ends and door frames are thermoformed ABS plastic. Base is insulated with 1.5" (3.8cm) of high-density foamed-in-place polyurethane. Electronic temperature controls and pre-wired condensing unit with hot gas condensate evaporator are installed in the machine compartment. Electronic control for base reads air temperature. On/Off switches for base are located behind the louvered panel.

Door(s) have a stainless steel exterior front, with a thermoformed ABS plastic interior liner. Door(s) have black recessed handle(s) and a snap-in magnetic gasket which is easily replaceable. Each interior door section has (1) removable epoxy-coated wire shelf.

Base has a machine compartment, standard on right, with a condensing unit with condensate evaporator and an electrical junction box installed. Machine compartment has a removable louver for access to condensing unit. Blower coil(s) are located behind the door mullions. Refrigeration system uses HFC-404A refrigerant, and will maintain 36°F (2°C) to 40°F (4°C) interior cabinet temperature.

Unit is mounted on 6.13" (15.6cm) high adjustable stainless steel legs.


Refrigeration System: R290 refrigerant, and maintains 36°F (2°C) to 40°F (4°C) interior cabinet temperature. Interior cabinet is cooled with mullion style blower coils (coated) with expansion valves mounted between each door/drawer section for even air and temperature control.

Electronic temperature controls and pre-wired condensing unit are installed in the machine compartment. Electronic control for base reads air temperature. On/Off switches for base are located behind the louvered panel.

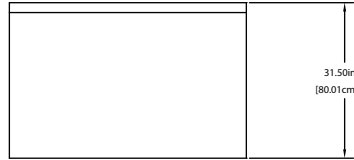
Electrical connections are 115 volts, 60 Hertz, single phase. Unit has a 8' (2.4m) long cord and plug.



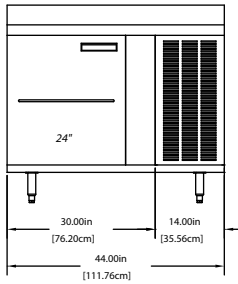
F18WCP



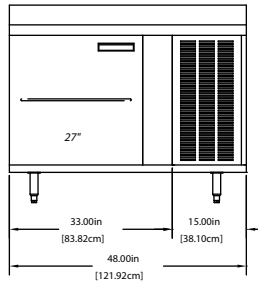
F18WC44P



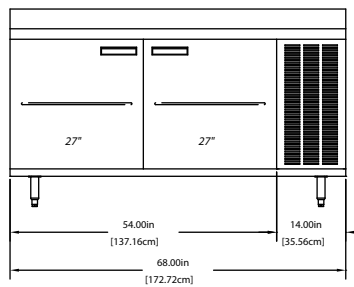
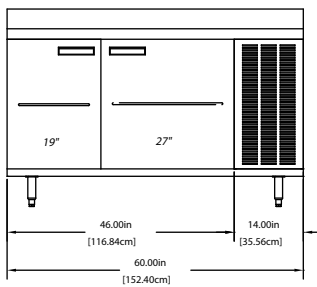
F18WC48P



F18WC60P



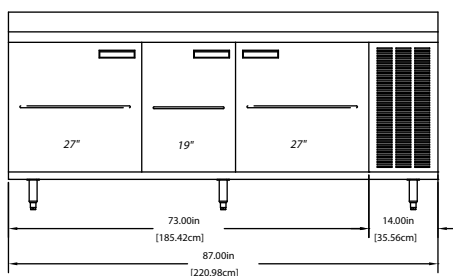
F18WC68P



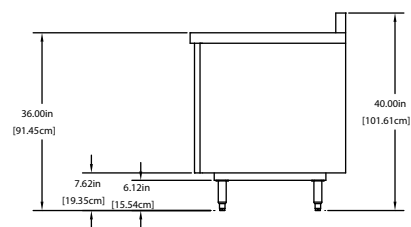
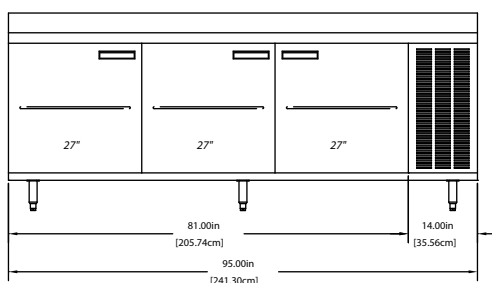
F18WCP



F18WC87P

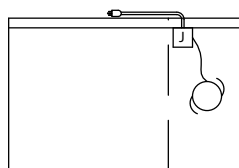


F18WC95P

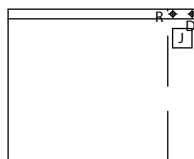


TYPICAL END

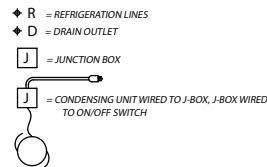
Mechanical Data



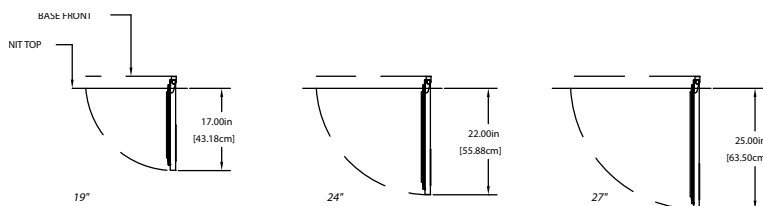
SELF CONTAINED



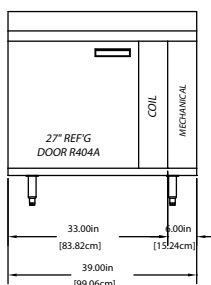
REMOTE



Door Swing



Remote Appearance



F18WCP

Specifications

Model	Number of Doors	Shelf Area	Volume	BTU Load Base/ Heat of Rejection	BTU Sys. Cap Base @ 100F	H.P.	V/Hz/Ph	Amps	Nema Plug	Ship Weight	Energy KWH/Day
F18WC44P	(1) 24"	3.4	9.15	367	1550	0.20	115/60/1	2.9	5-15P	365lbs/166kg	1.05 [^]
F18WC48P	(1) 27"	3.95	10.25	384	1550	0.20	115/60/1	2.9	5-15P	390lbs/177kg	1.07
F18WC60P	(1)19" & (1)27"	6.51	15.09	456	1550	0.20	115/60/1	2.9	5-15P	435lbs/197kg	1.2
F18WC68P	(2)27"	7.9	18.04	501	1550	0.20	115/60/1	2.9	5-15P	495lbs/225kg	1.47
F18WC87P	(2)27" & (1)19"	10.29	24.44	726	2440	0.25	115/60/1	4.8	5-15P	535lbs/243kg	2.01
F18WC95P	(3) 27"	11.85	27.39	771	2440	0.25	115/60/1	4.8	5-15P	615lbs/279kg	2.1

Model	Number of Doors	Shelf Area	Volume	BTU Load Base	Evaporator BTU @ °15TD	V/Hz/Ph	Amps	Nema Plug	Ship Weight
18WR39V	(1) 27"	3.95	10.25	384	1275	115/60/1	6	5-15P	325lbs/147kg
18WR52V	(1)19" & (1)27"	6.51	15.09	384	1275	115/60/1	6	5-15P	380lbs/173kg
18WR60V	(2) 27"	7.9	18.04	501	1275	115/60/1	6	5-15P	400lbs/182kg
18WR79V	(2)27" & (1)19"	10.29	24.44	726	1275	115/60/1	6	5-15P	435lbs/197kg
18WR87V	(3)27"	11.85	27.39	771	2550	115/60/1	6	5-15P	495lbs/225kg

Welbilt reserves the right to make changes to the design or specifications without prior notice.

980 S. Isabella Rd.
Mt. Pleasant, Michigan 48858

Phone: 800-733-8948 or 989-773-7981
Fax: 800-669-0619
www.delfield.com

Printed in the U.S.A.
5908A_DEL_F18WCP
03/17

